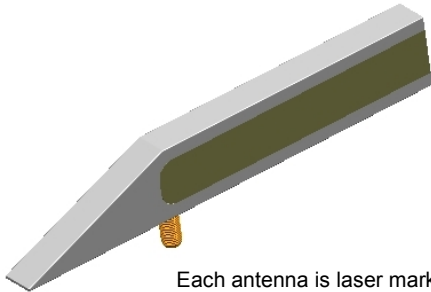


Airborne Blade Antenna UHF

Type TB0405N



Each antenna is laser marked concerning type and serial number

ELECTRICAL SPECIFICATIONS

- Center Frequency adjustable to required frequency
- Phase: adjustable to adapt to mounting surface
- Range: 380 to 500 MHz, others on request
- Bandwidth: typ. 10 MHz at VSWR max. 2:1
- Polarisation: linear
- Gain: nom. 0 dBi
- Coverage: omni directional
- Power Rating: max. CW 20W sea level, 10W @ 10 km
- Impedance: 50 Ohms
- VSWR at f_c : better than 1.08:1
- at $f_c \pm 2,5$ MHz better than 1,5:1

The rugged airborne antennas model TB0405N is specially designed for applications onboard from aircrafts, drones, missiles

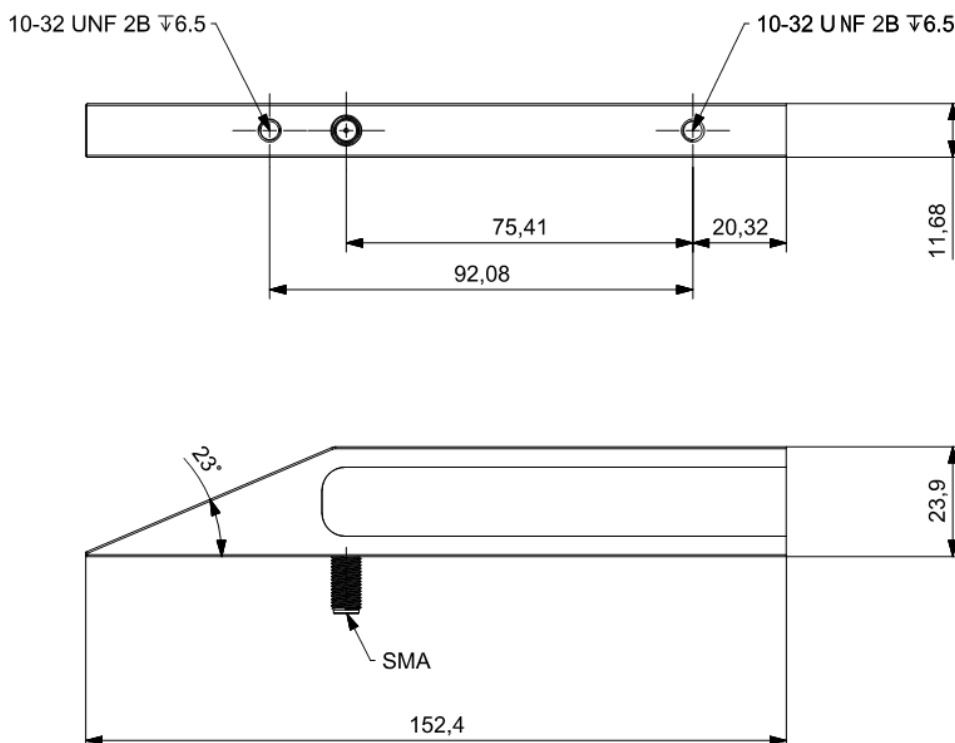
MECHANICAL SPECIFICATIONS

- Connector Type SMA female
- Materials Ground plane Aluminium nickel plated / Radome TecaPeek
- Weight 67 g ($\leq 2,37$ oz.)

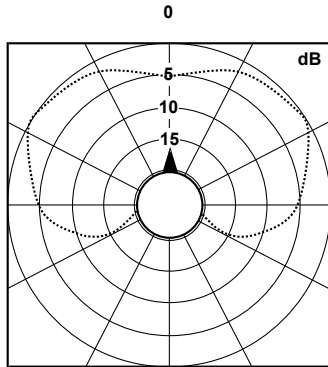
ENVIRONMENTAL SPECIFICATIONS

- Temperature Range -100°C to +250°C (-150°F to +482°F), Continuously operating Max. 350° for 180 sec.
- Maximum Speed max. 5.0 Mach for 10 minutes

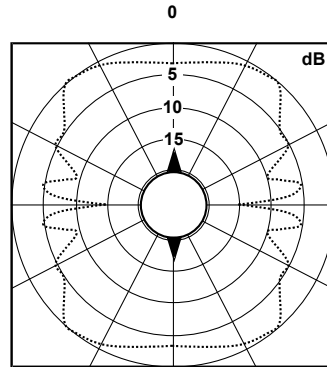
OUTLINE DIMENSIONS



TYPICAL ROLL PLANE PATTERNS for BLADE ANTENNA TB0405N

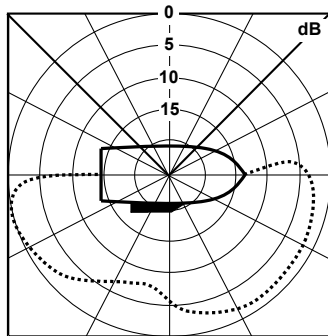


1 Antenna at 430 MHz
 /750 mm dia.

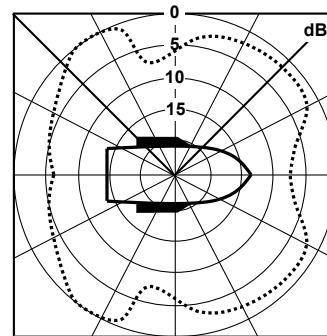


2 Antennas at 430
 MHz/750 mm dia

TYPICAL YAW PLANE PATTERNS for BLADE ANTENNA TB0405N



1 Antenna at 430
 MHz/750 mm dia.



2 Antennas at 430
 MHz/750 mm dia

Tested according to MIL-STD-461F, method RE102, method RE103:

Salt fog: M509.1, Pl. 48 HRS 5% Salt Solution, Humidity M507.1 RH=100%, T=114°F max

Low Temp. M514.2, Freq 20-2000 HZ

A. GRMS=19.2 12Min/Axis, B. GRMS=8.25 1hr/Axis, C. GRMS=6.9 30SEC/Axis

Shock M516.2, PIII, PV, A. 80G, 11msec, Terminal Saw Tooth, B. 200G, 11sec, Terminal Saw Tooth

3 Axis, 2 Shocks/Direction, ACC M513.2 Pl ±23G, 3 Axis, 1Min/Axis